

### *Aerosol Therapy*

Model #: \_\_\_\_\_  
Serial #: \_\_\_\_\_  
Date: \_\_\_\_\_

Provider Name: \_\_\_\_\_  
Phone #: \_\_\_\_\_  
Contact Person: \_\_\_\_\_

#### Setting up your equipment:

- Place Aerosol compressor on a solid, flat surface
- Assemble nebulizer kit
- Attach tubing to compressor outlet and to nebulizer (Diagram 1)
- Place medication into nebulizer medicine cup
- Place 'T' with mouthpiece onto nebulizer

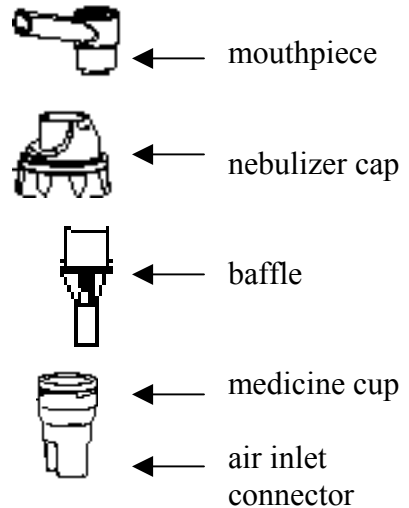
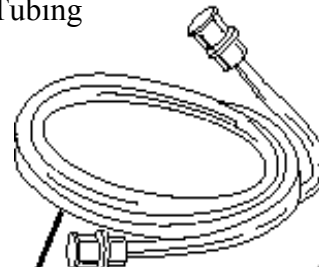


Diagram 1



Tubing



#### Using your equipment:

1. Plug aerosol into grounded outlet. Make sure power on compressor is in the "OFF" position.
2. Add medication to nebulizer and connect tubing to the compressor air outlet.
3. Switch the compressor "ON"; the medication will begin to 'mist'.
4. Breathe slowly and deeply; holding the mist in your lungs every few minutes. Continue until medication is gone.
5. Once completed, switch "OFF" the compressor and disassemble nebulizer.

### Special Procedures:

- If using a portable nebulizer, refer to “Using Your Equipment” for treatment procedure.

### Frequent replacement items:

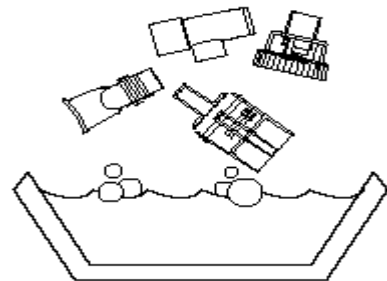
- Nebulizer kit approximately every 2 weeks
- Compressor filters

### Safety Issues:

- Check with physician for any drug sensitivity and ensure medication is compatible with all other current medications you may be taking.
- Should your pulse increase by more than 30 BPM, discontinue treatment & consult physician.
- You may experience shakiness during the treatment. Should this occur, discontinue treatment. Resume after a few minutes. If this sensation persists, consult your physician.
- Check expiration on medication, and do not use if medication is expired.

### Maintenance:

- Rinse nebulizer after every treatment and place on dry paper towel. At end of the day, wash all of the parts with warm soapy water, rinse and soak with 1:3 vinegar & water solution for 30 minutes and rinse.
- Your local provider may recommend a germicidal disinfectant solution to clean your nebulizer rather than vinegar and water. Mix with water according to directions, and you can store it for up to 30 days. Always rinse your equipment after cleaning.
- Replace compressor filters whenever material becomes discolored.



**Please contact your equipment provider for any questions, adjustments, or repairs.**

Your Local Provider:



©Copyright The VGM Group 2002

B.L.U.E. Sheet photos, drawings, and text courtesy of Golden Technologies, Invacare, Leisure-Lift, Permobil, Puritan Bennett, Pride, Respironics, Ross, Sammons Preston, Smith-Nephew, Sunrise Medical